



MONSE Monthly Highlights

December 2022

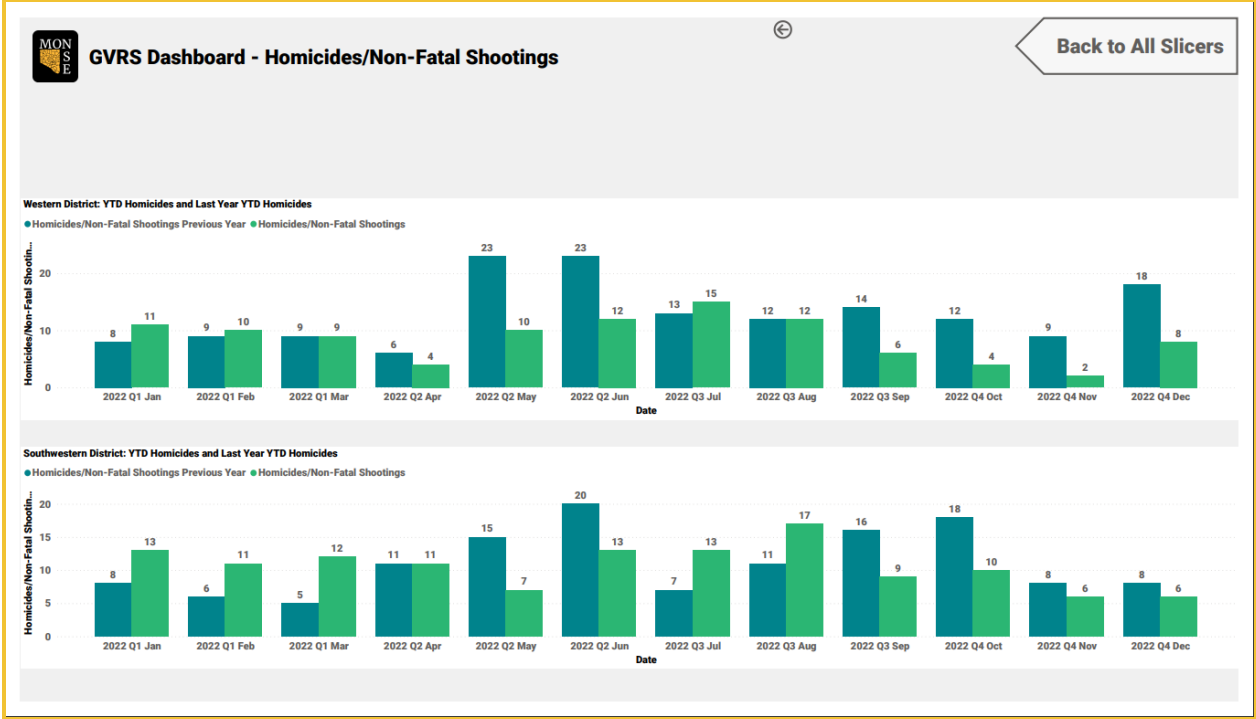
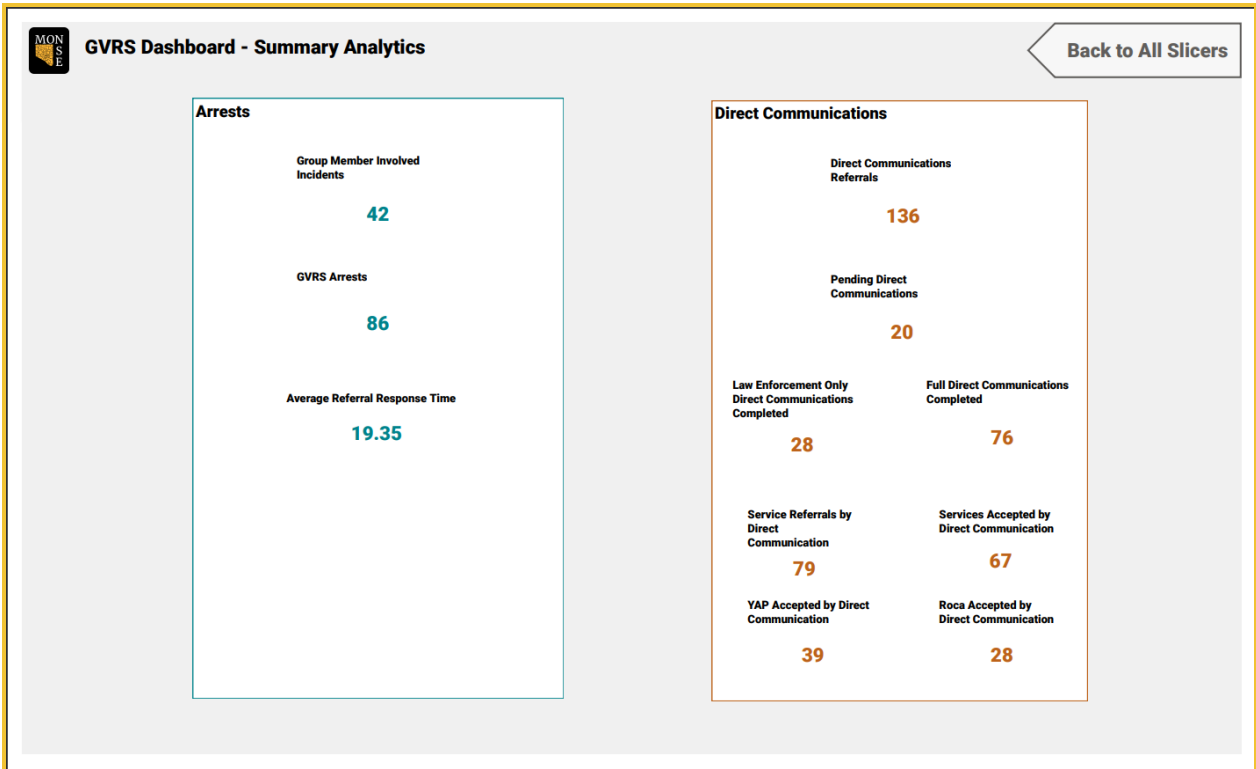
<p>Administration</p> <ul style="list-style-type: none">□ Recruited for: Associate Director of Victim Services, Associate Director of Community Engagement and Opportunity, Associate Director of Gun Violence Prevention, Associate Director of Policy and Research.	<p>Victim Services</p> <ul style="list-style-type: none">□ Human Trafficking Awareness presentation for Baltimore Polytechnic Institute's Parents, Students and Teachers Association (PSTA);□ In partnership with GBMC, Intimate Partner Violence Awareness discussion with the Women's ministry at New Christian Memorial Church (Southwestern/ St. Joseph's neighborhood);□ Coordinated multiple seamless relocations of an gun violence-related victims achieved via collaborative partnerships and coordinated handoffs from community-based partners and BPD to MONSE Victim's Services team.	<p>Community Engagement and Opportunity</p> <ul style="list-style-type: none">□ Continued to conduct three coordinated neighborhood stabilization responses;□ Conducted first of three Naloxone trainings;□ The SideStep workgroup team selected EWI Inc. as its evaluation partner and will utilize the evaluation to inform the process of moving from its current pilot status in the western district to serving youth citywide;□ Finalized Re-entry Action Council (RAC) plan.	<p>Finance</p> <ul style="list-style-type: none">□ Prepared and submitted the FY24 Budget Proposal for the agency;□ Twelve agreements or award acceptances were submitted to and approved by the BOE on behalf of MONSE, totaling \$13,932,400;□ Held Community Grant Reviewer meeting to evaluate 5th round of ARPA awards.
<p>Gun Violence Prevention</p> <ul style="list-style-type: none">□ Presented to the Child Fatality Review Committee on MONSE's School Based Intervention Program;□ Prepared for the launch of the School	<p>Gun Violence Prevention (cont.)</p> <ul style="list-style-type: none">□ Down combined 34% in Western District in homicides/non-fatal shootings;□ Expansion plan into SWD announced publicly;	<p>Policy and Research</p> <ul style="list-style-type: none">□ Safe Streets program measures transferred to Apricot 360;□ All Safe Streets Staff trained on the use of Apricot 360;□ Final Public Safety	



<p>Based Intervention Program;</p> <ul style="list-style-type: none">□ Continued facilitating the transition of the last four SSB sites.	<ul style="list-style-type: none">□ GVRStat round 1 reporting completed.	<p>Accountability Dashboard presented to the CJCC.</p>	
--	--	--	--



Key Statistics Highlights: Group Violence Reduction Strategy



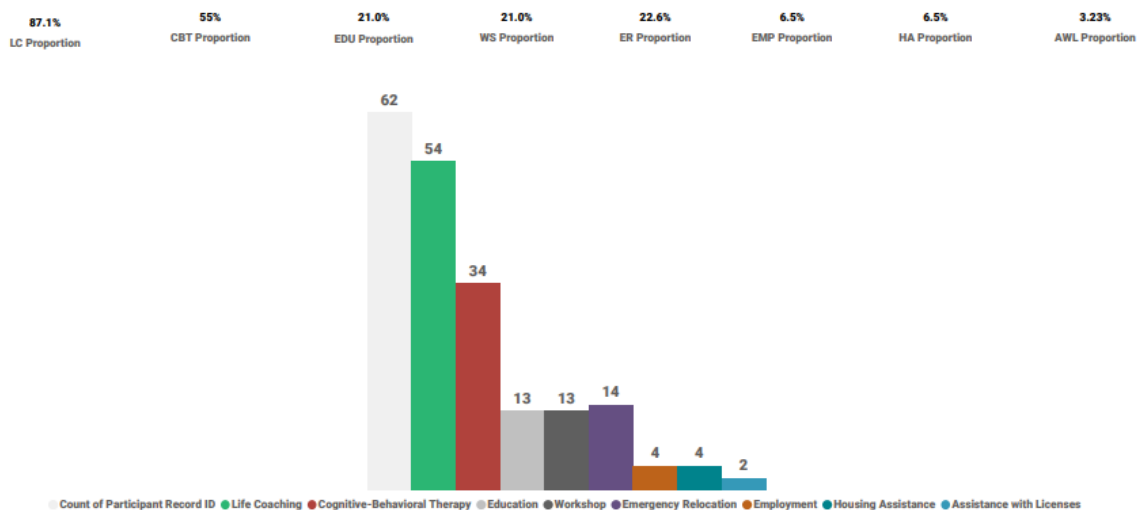


GVRS Dashboard - Homicides/Non-Fatal Shootings

Police District	Homicides/Non-Fatal Shootings (Previous Year)	Homicides/Non-Fatal Shootings	Homicides/Non-Fatal Shootings Year Over Year (Change)	Percent
Northeastern	68	128	60	88.24%
Northwestern	115	120	5	4.35%
Southern	135	140	5	3.70%
Eastern	155	158	3	1.94%
Southwestern	133	128	-5	-3.76%
Northern	50	48	-2	-4.00%
Southeastern	89	83	-6	-6.74%
Central	107	82	-25	-23.36%
Western	156	103	-53	-33.97%
Total	1009	990	-19	-1.88%

Date Range: Saturday, January 01, 2022 - Saturday, December 31, 2...

GVRS Services as a Proportion of Total Service-Receiving Participants

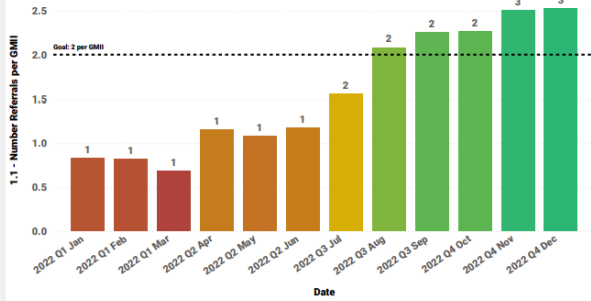




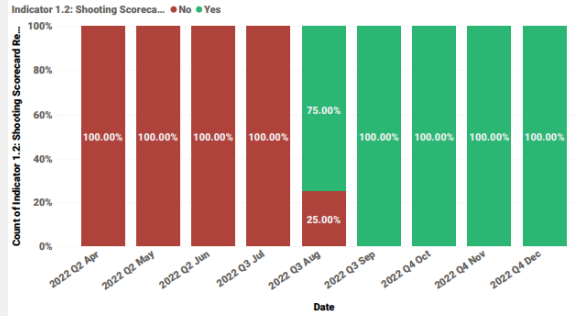
GVRs Dashboard - Indicators 1.1 - 1.5

[Back to All Slicers](#)

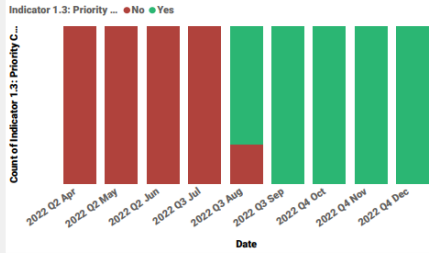
1.1: Number of Referrals per Group Member Involved Incident



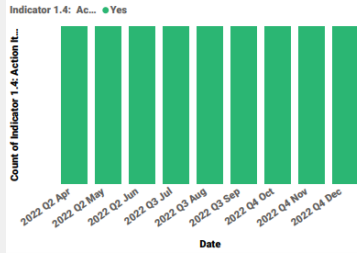
1.2: Shooting Scorecard Regularly Presented



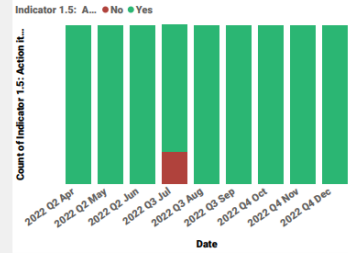
1.3: Conflicts/Violence Issues of Priority Identified



1.4: Action Items & Deliverables Distributed Within 24h



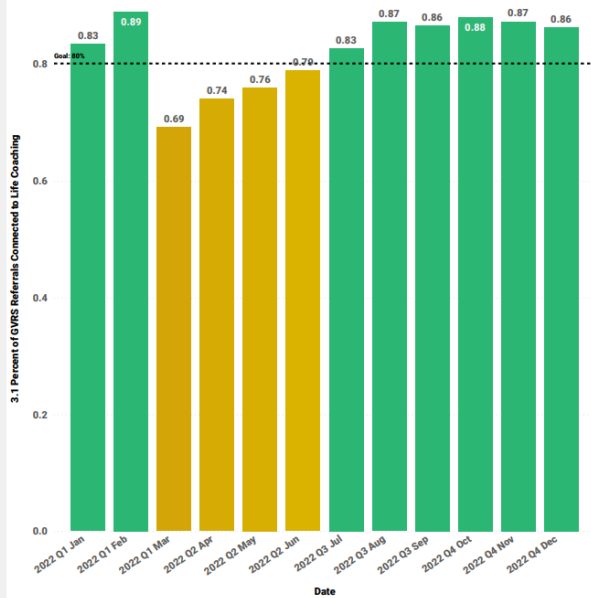
1.5: Action Items & Deliverables Reviewed in Subsequent Shooting Reviews



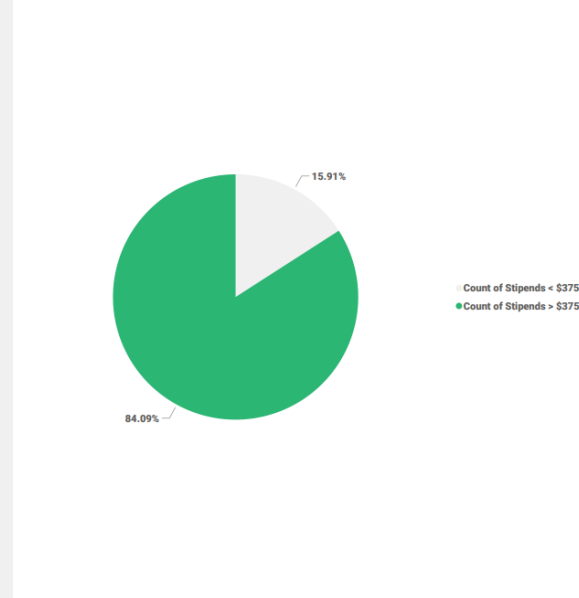
GVRs Dashboard - Indicators 3.1 - 3.2

[Back to All Slicers](#)

3.1: Percentage of Group Violence Reduction Strategy Referrals Connected to Life Coaching



3.2: Percentage of YAP Referrals Receiving Stipends Greater Than \$375 | GOAL: 75%

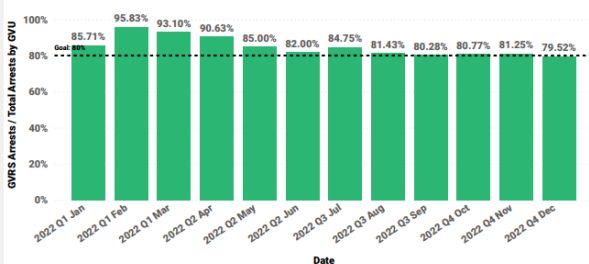




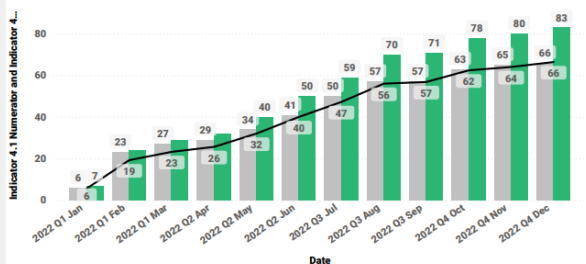
GVRs Dashboard - Indicators 4.1 - 4.3

[Back to All Slicers](#)

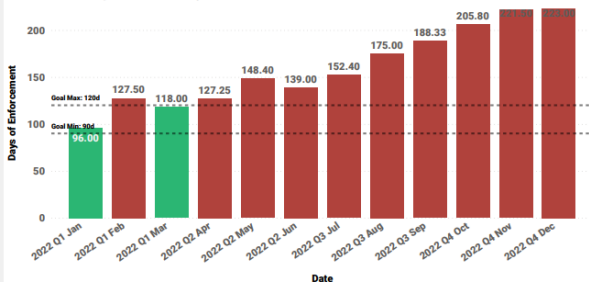
4.1 (Percentage): Group Violence Reduction Strategy Related Arrests by Group Violence Unit vs. Total Arrests by Group Violence Unit



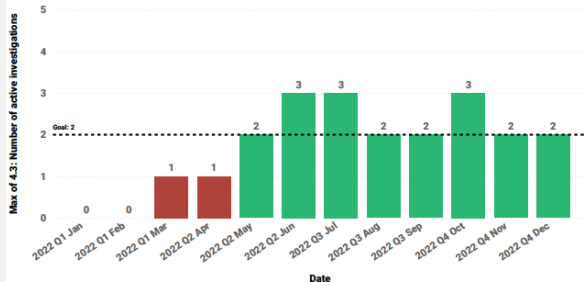
4.1 (Numeric): Group Violence Reduction Strategy Related Arrests by Group Violence Unit vs. Total Arrests by Group Violence Unit



4.2: Duration of Group Enforcement in Days



4.3: Number of Active Investigations



GVRs Dashboard - Indicator 4.6

Date: 12/31/2022

Indicator 4.6: Prosecution of violent group members

