MONSE Monthly Highlights

February 2023

Administration	Victim Services	Community Engagement and Opportunity	Finance
Onboarded Strategic Communications Manager; Began recruitment process for Gun Violence Prevention Associate Director and Community Violence Intervention Outreach Liaison.	Finalized Baltimore City Visitation Center grant renewal application; Hosted a spotlight on Teen Dating Violence with the One Love Foundation ambassador on MONSE Chronicles; Conducted interviews for bi-lingual monitor and shift supervisor at the Baltimore City Visitation Center; Invited by the Center for Court Innovation (CCI) to participate in the creation of a training video to be used in the onboarding of new and existing site project directors seeking information, tools and tips; Two team members graduated from the Roper Victim's Assistance Academy of MD (RVAAM).	Hosted Resource Fair for Edmondson Village Community for students, parents, and community members at the Westside Skills Center; Participated in Fayette Street Outreach Neighborhood Cleanup Initiative; Hosted first Narcan training for City Hall employees.	Seven agreements or award acceptances were submitted to and approved by the BOE on behalf of MONSE, totaling $643,869; Facilitated community grant reviewer meeting to make recommendations for SideStep competitive grant awardees; Announced the 5th round of ARPA award recipients, including five grantees receiving $900,000 in total.
Gun Violence Prevention	**Gun Violence Prevention (cont.)**	**Policy and Research**	
Briefed Federal Partners on Hospital-Based	Finalized scope of work on District Action Team (DAT) integration	Officially launched the Public Safety Accountability	

Violence Intervention Programs; ▯ Participated in Bureau of Justice Assistance National Training and Technical Assistance Center Community Based Violence Intervention and Prevention Initiative Grantee Conference in St. Louis; ▯ Participated in National League of Cities (NLC) Mayoral Network on Community Safety & Violence Prevention in Newark, NJ.	and continued integration of Western and Southwestern District Baltimore City Intelligence Centers (BCIC), and Neighborhood Coordination Officers (NCO) into service request management, direct communications and enforcement; ▯ Reported 156 Safe Streets Baltimore mediations; ▯ Non-fatal shootings down -20.4% and homicides down -15.8% in comparison to February 2022.	Dashboard; ▯ Integrated Victim Services case management with Coordinated Neighborhood Stabilization Response.	

Key Statistics Highlights: Group Violence Reduction Strategy

GVRS Dashboard - Homicides/Non-Fatal Shootings

Back to All Slicers

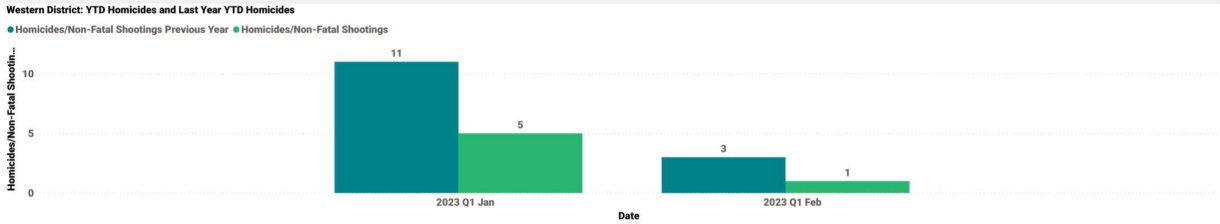

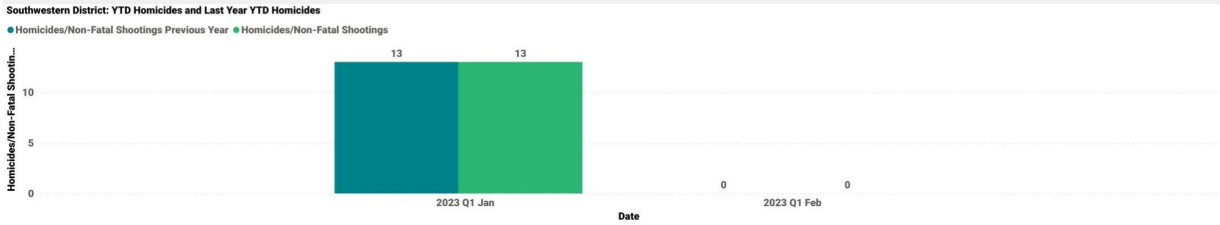

GVRS Dashboard - Homicides/Non-Fatal Shootings

Police District	Homicides/Non-Fatal Shootings (Previous Year)	Homicides/Non-Fatal Shootings	Homicides/Non-Fatal Shootings Year Over Year (Change)	Percent
Central	1	11	10	1000.00%
Eastern	15	9	-6	-40.00%
Northeastern	12	9	-3	-25.00%
Northern	6	3	-3	-50.00%
Northwestern	10	7	-3	-30.00%
Southeastern	9	8	-1	-11.11%
Southern	18	7	-11	-61.11%
Southwestern	13	13	0	0.00%
Western	14	6	-8	-57.14%
Total	98	73	-25	-25.51%

Date Range: Sunday, January 01, 2023 - Monday, February 13, 2023

GVRS Services as a Proportion of Total Service-Receiving Participants

80.0%	100%	20.0%	20.0%	0.0%	0.0%	0.0%	20.00%
LC Proportion	CBT Proportion	EDU Proportion	WS Proportion	ER Proportion	EMP Proportion	HA Proportion	AWL Proportion

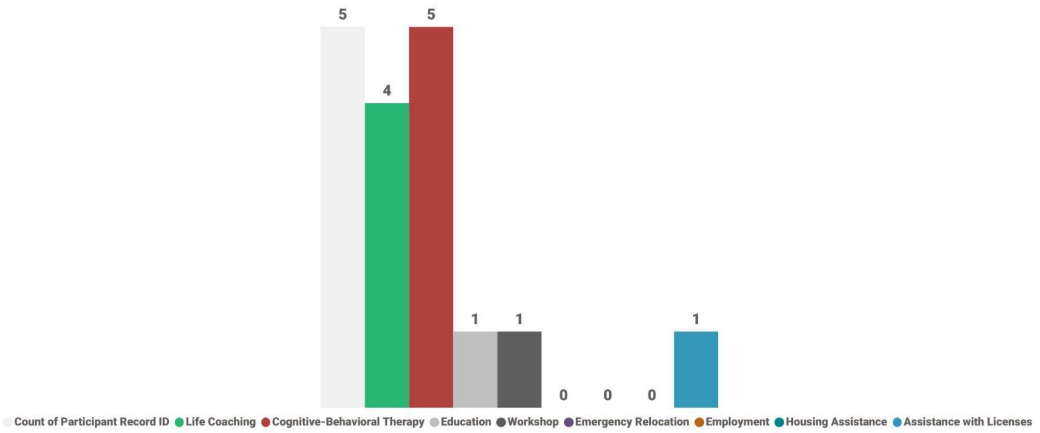

GVRS Dashboard - Indicators 1.1 - 1.5

Back to All Slicers

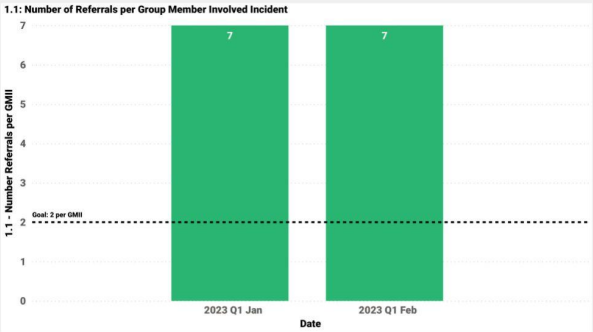

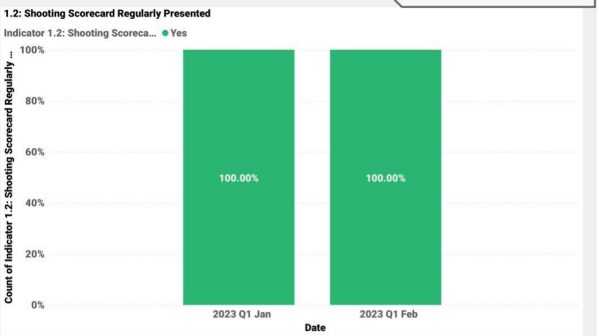

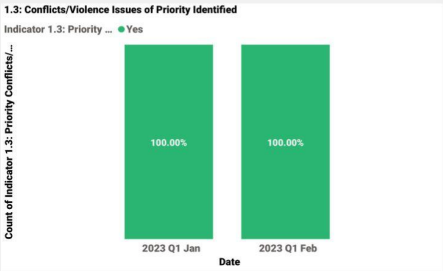

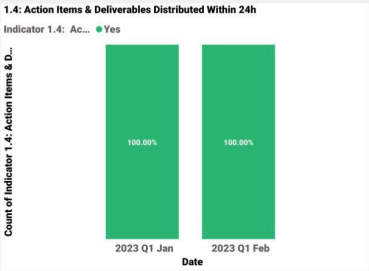

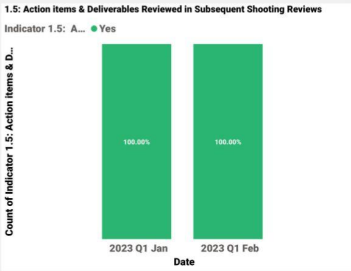

GVRS Dashboard - Indicators 3.1 - 3.2

Back to All Slicers

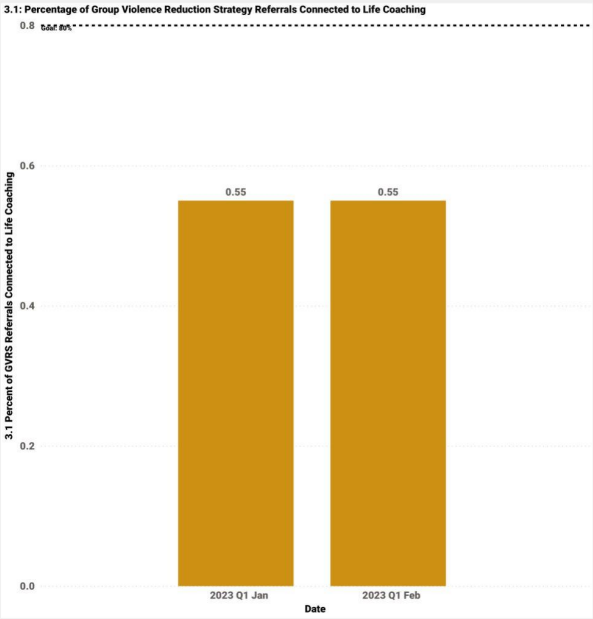

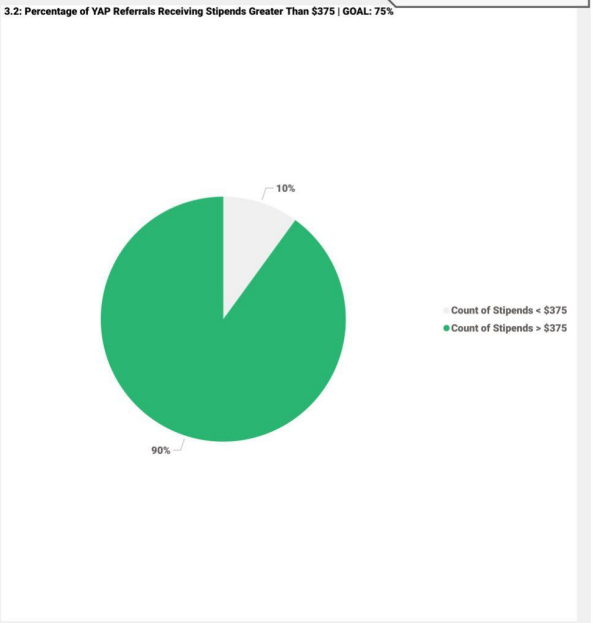

GVRS Dashboard - Indicators 4.1 - 4.3

Back to All Slicers

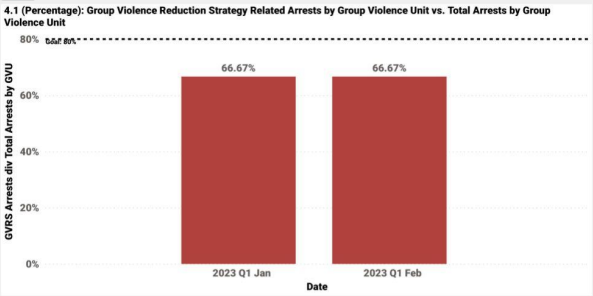

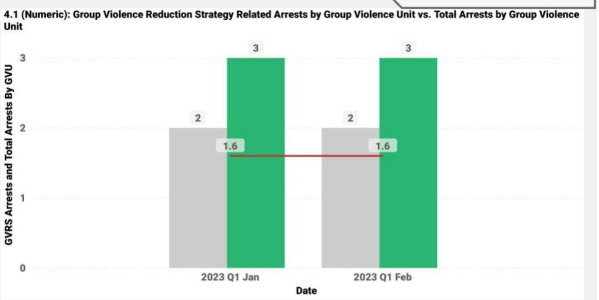

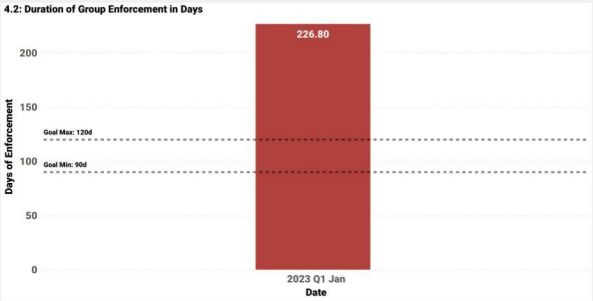

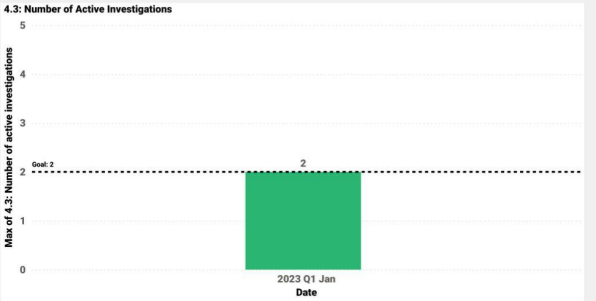

GVRS Dashboard - Indicators 4.4 - 4.5

Indicator 4.4: Percentage of Significant Charges and Convictions Produced on Violent Drivers

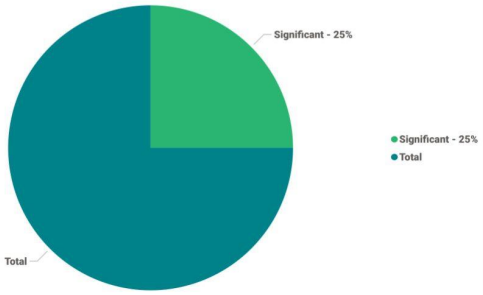
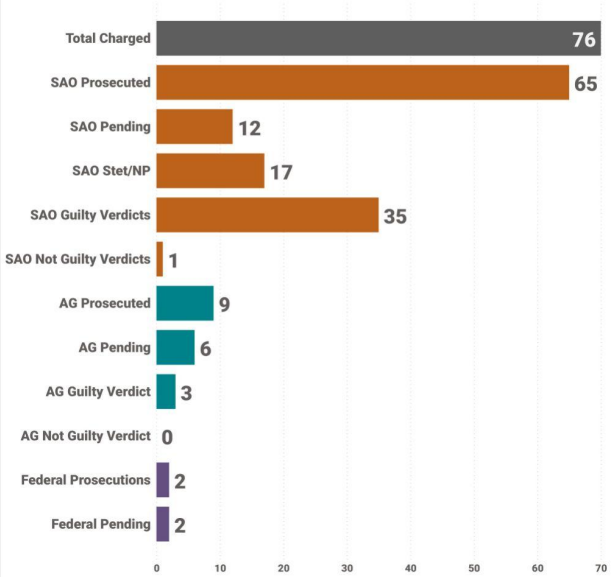
Indicator 4.5: Prosecution of Violent Group Members