



# MONSE Monthly Highlights

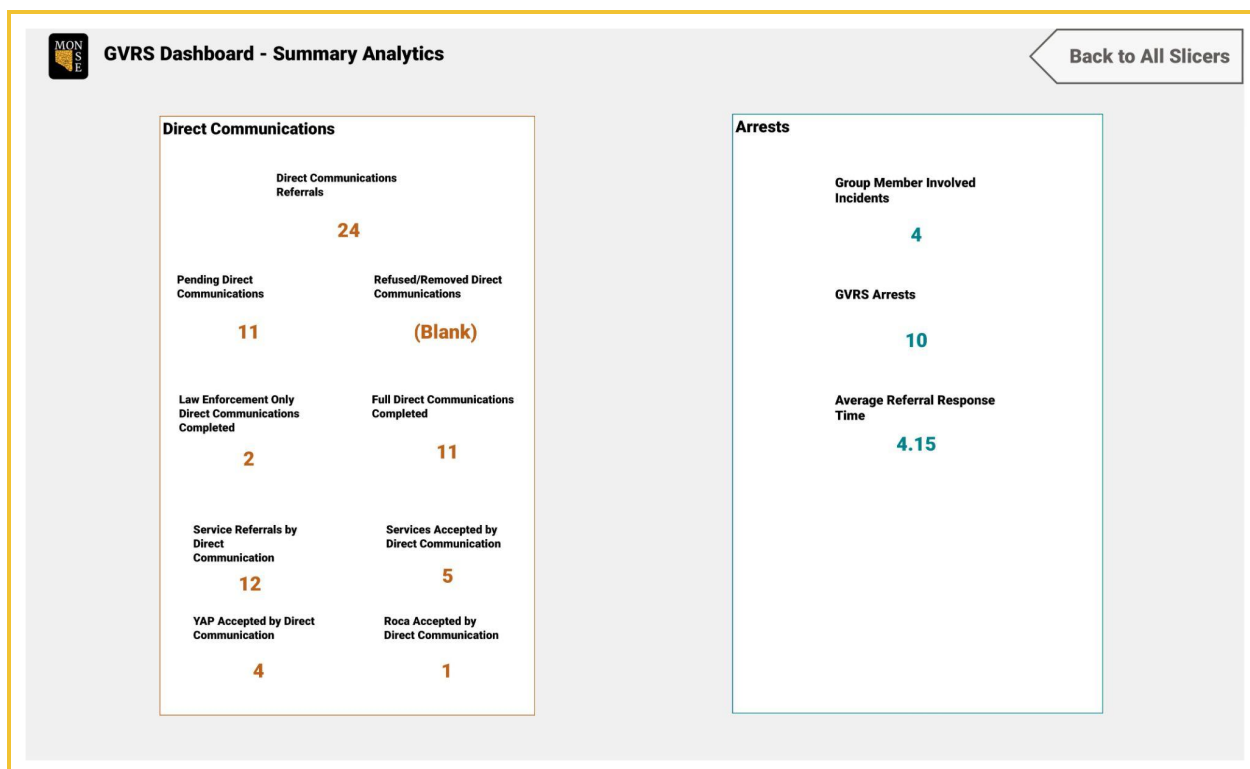
January 2023

<p><b>Administration</b></p> <ul style="list-style-type: none"><li>Facilitated 2nd Annual MONSE All-Staff retreat;</li><li>Onboarded Victim Services Associate Director, Community Engagement &amp; Opportunity Associate Director, and Policy &amp; Research Associate Director positions.</li></ul>	<p><b>Victim Services</b></p> <ul style="list-style-type: none"><li>Conducted IPV Prevention and LGBTQ+ presentation to Springboard Community Services;</li><li>IPV Prevention staff received Educator Certification training from the One Love Foundation;</li><li>Testified before the City Council for Committee Hearing: Violence Against Women- An Overlooked Public Health Crisis;</li><li>Finalized draft training plan for IPV stakeholders for TA provider consideration for 2023;</li><li>Prioritized opportunities for High-Risk taskforce strategic plan for 2023.</li></ul>	<p><b>Community Engagement and Opportunity</b></p> <ul style="list-style-type: none"><li>Finalized selection of an academic evaluation partner for the SideStep Youth Diversion (pre-arrest) initiative, which was piloted in the Western District in 2022 and will be scaled citywide in 2023;</li><li>Conducted Coordinated Neighborhood Stabilization Response in Edmondson Village.</li></ul>	<p><b>Finance</b></p> <ul style="list-style-type: none"><li>Twelve agreements or award acceptances were submitted to and approved by the BOE on behalf of MONSE, totaling \$2,009,000;</li><li>Identified 5th Round ARPA awardees;</li><li>FY 24 budget preparation and submission.</li></ul>
<p><b>Gun Violence Prevention</b></p> <ul style="list-style-type: none"><li>Completed transition of all 10 Safe Streets Baltimore sites to Catholic Charities and Lifebridge Health's Center for Hope;</li><li>Reported 122 Safe Streets Baltimore</li></ul>	<p><b>Gun Violence Prevention (cont.)</b></p> <ul style="list-style-type: none"><li>Expanded GVRS to the Southwestern District and completed trainings;</li><li>Combined shooting reviews for the Western and Southwestern Districts;</li></ul>	<p><b>Policy and Research</b></p> <ul style="list-style-type: none"><li>Worked to incorporate final feedback into Public Safety Accountability Dashboard;</li><li>Updated MONSE Community Violence Intervention Ecosystem</li></ul>	



<p>mediations;</p> <ul style="list-style-type: none"><li>□ Convened first meeting of the Community Violence Intervention Advisory Board;</li><li>□ Continued preparation of School-Based Violence Intervention Programming implementation;</li><li>□ Testified before the City Council: PSGO Hearing: Crime Reduction and Violence Prevention.</li></ul>	<ul style="list-style-type: none"><li>□ Drafted Key Performance Indicators for GVRs expansion;</li><li>□ Non-fatal shootings down -28.1% and homicides down -25.7% in comparison to January 2022;</li><li>□ Testified before the City Council: PSGO Hearing: Crime Reduction and Violence Prevention on 1/25.</li></ul>	<p>map;</p> <ul style="list-style-type: none"><li>□ Prepared testimony for City Council hearings.</li></ul>	
--	---	---	--

### Key Statistics Highlights: Group Violence Reduction Strategy





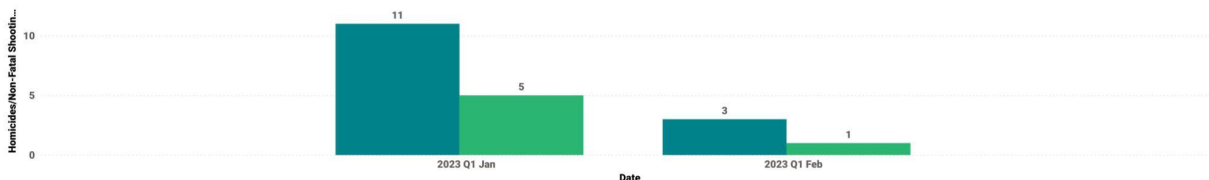
## GVRs Dashboard - Homicides/Non-Fatal Shootings



[Back to All Slicers](#)

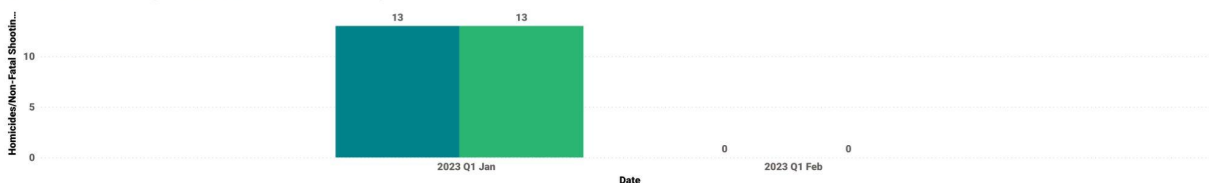
Western District: YTD Homicides and Last Year YTD Homicides

● Homicides/Non-Fatal Shootings Previous Year ● Homicides/Non-Fatal Shootings



Southwestern District: YTD Homicides and Last Year YTD Homicides

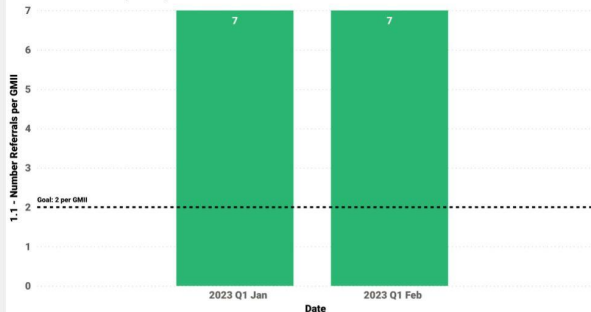
● Homicides/Non-Fatal Shootings Previous Year ● Homicides/Non-Fatal Shootings



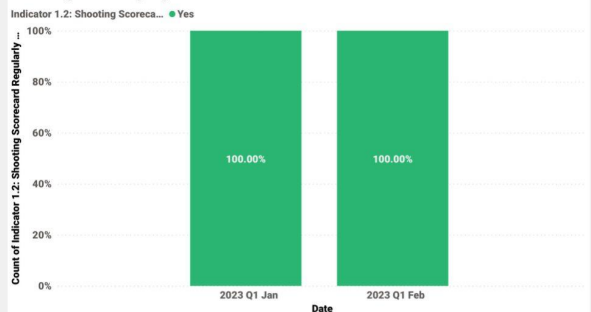
## GVRs Dashboard - Indicators 1.1 - 1.5

[Back to All Slicers](#)

1.1: Number of Referrals per Group Member Involved Incident



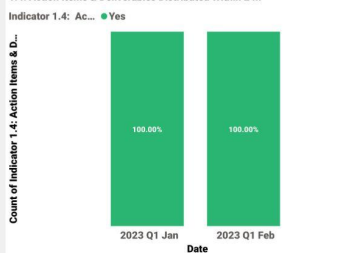
1.2: Shooting Scorecard Regularly Presented



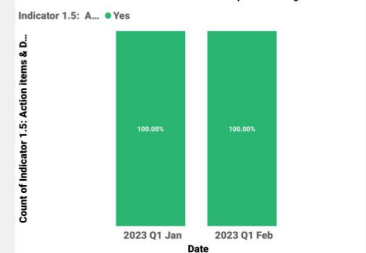
1.3: Conflicts/Violence Issues of Priority Identified



1.4: Action Items & Deliverables Distributed Within 24h



1.5: Action Items & Deliverables Reviewed in Subsequent Shooting Reviews





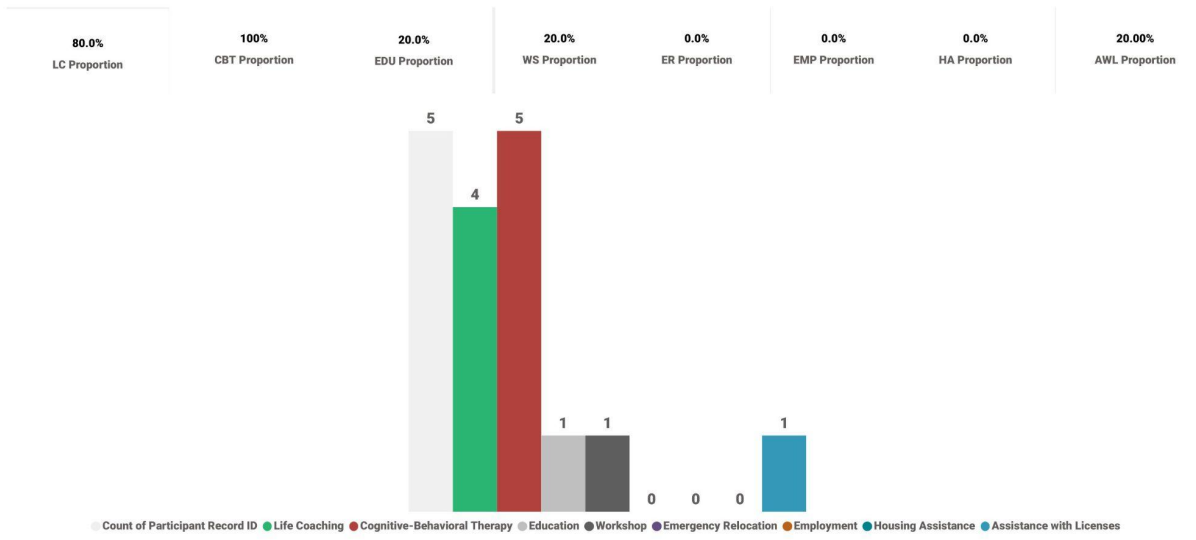
### GVRs Dashboard - Homicides/Non-Fatal Shootings

Police District	Homicides/Non-Fatal Shootings (Previous Year)	Homicides/Non-Fatal Shootings	Homicides/Non-Fatal Shootings Year Over Year (Change)	Percent
Central	1	11	10	1000.00%
Eastern	15	9	-6	-40.00%
Northeastern	12	9	-3	-25.00%
Northern	6	3	-3	-50.00%
Northwestern	10	7	-3	-30.00%
Southeastern	9	8	-1	-11.11%
Southern	18	7	-11	-61.11%
Southwestern	13	13	0	0.00%
Western	14	6	-8	-57.14%
Total	98	73	-25	-25.51%



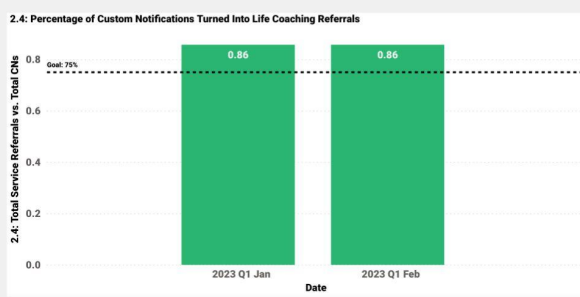
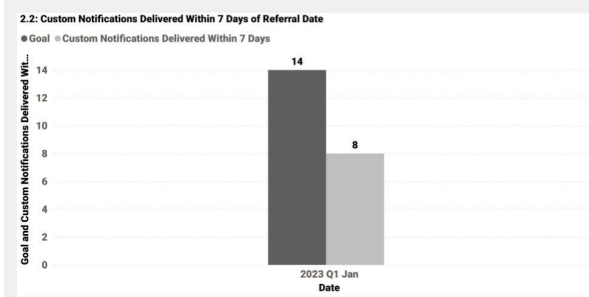
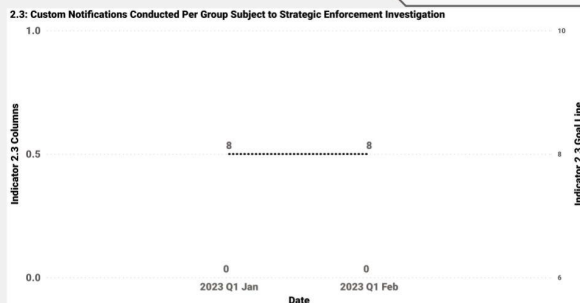
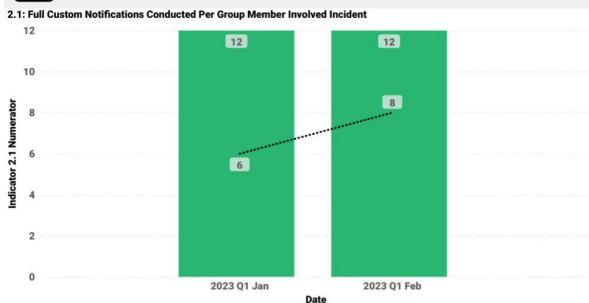
Date Range: Sunday, January 01, 2023 - Monday, February 13, 2023

### GVRs Services as a Proportion of Total Service-Receiving Participants



### GVRs Dashboard - Indicators 2.1 - 2.4

[Back to All Slicers](#)

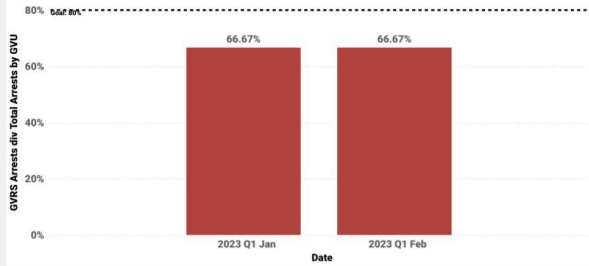





### GVRS Dashboard - Indicators 4.1 - 4.3

[Back to All Slicers](#)

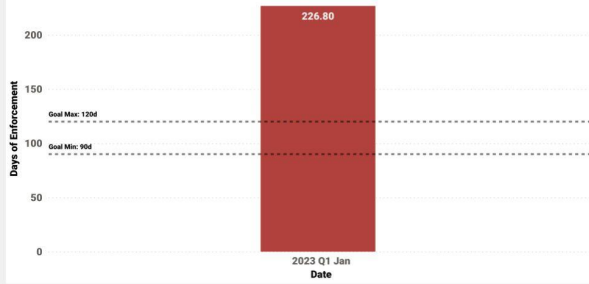
4.1 (Percentage): Group Violence Reduction Strategy Related Arrests by Group Violence Unit vs. Total Arrests by Group Violence Unit



4.1 (Numeric): Group Violence Reduction Strategy Related Arrests by Group Violence Unit vs. Total Arrests by Group Violence Unit



4.2: Duration of Group Enforcement in Days



4.3: Number of Active Investigations

