

# MONSE Monthly Highlights

September 2022

## Administration

- Onboarded:
  - Data Analyst
- Recruited for:
- Policy and Research Associate Director
- Grant Writer
- CVI Operations Manager
- Reentry Coordinator

## Victim Services

- Completed cell phone search warrant process improvement with Baltimore City Human Trafficking Collaborative (BCHTC) Law Enforcement sub-committee
- Completed Lethality Assessment Program (LAP) Review
- Conducted staff training on Abuser Intervention Program

## Community Engagement & Opportunity

- Closed out 45-day Coordinated Neighborhood Stabilization Response (CNSR) stabilization efforts for 600 Linnard St
- Convened coordination meeting with DPSCS and BCRP for Returning Citizens Behind the Wall Initiative
- Provided update on SideStep Youth Diversion Pilot to DOJ

## Finance

- Selected nine human trafficking grant awards and two social emotional learning awards recipients
- Awarded eight ARPA grants to local community organizations in MONSE's fourth round of ARPA funding
- Received \$273,000 PIGF grant from GOCCPYVS and applied for \$100,000 DVC grant from GOCCPYVS

## Gun Violence Prevention

- Completed Belair Edison & McElderry Park Safe Streets administration transition to LifeBridge Health
- CVI Advisory Board applications opened to the community
- Filled 13 Safe Streets Baltimore open positions
- Completed Poe Homes call-in
- Completed expansion plan Framework and drafted implementation plan
- Started GVRs training for BPD

## Policy and Research

- Completed GVRs Stat interagency reporting automation and IPV Stat dashboard
- Produced draft CJCC Public Safety Accountability Dashboard
- Provided MOGR with legislative priority recommendations for state delegation

# KEY STATISTICS HIGHLIGHT: INTIMATE PARTNER VIOLENCE

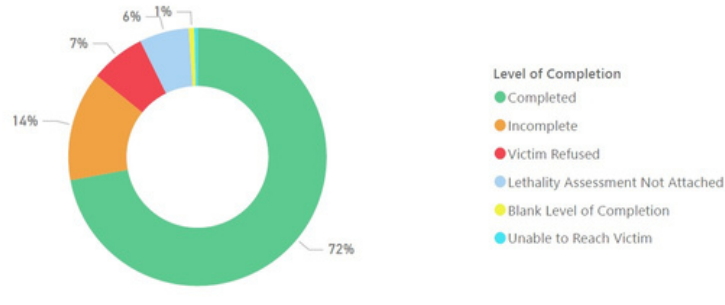
3.1 Percent Change 2021-22 (01/01 - 06/30)

Total DV Violent Crime (excl. Common Assault)	-10.0%
Total DV Property Crime	13.0%
Total Domestic Part 1 Crime	-5.0%
Total DV Crime (including common assault)	-8.0%
DV Crime to Total Crime	-2.9%

3.2 Summary of Domestic Related Crimes 01/01 - 07/02

Domestic Related Crimes	Sum of 2021	Sum of 2022	Average of Percent
Domestic 1- Homicide	13	8	-38.00
Domestic 2- Rape	24	16	-33.00
Domestic 3-Robbery	212	155	-27.00
Domestic 4-Common Assault	1655	1478	-11.00
Domestic 4- Aggravated Assault	850	810	-5.00
Domestic 5- Burglary	79	80	1.00
Domestic 6 - Larceny	163	202	24.00
Domestic 7- Auto Theft (excl. attempts)	24	20	-17.00
Domestic 8-Arson	4	4	0.00

6.4 Level of Completion of District LAP Reports from 2019-21



9.3 Domestic Related Warrants 01/2021 - 06/2021

2021	Domestic Related Warrants	Open	Closed	Other
January	46	3	28	15
February	30	0	23	8
March	53	0	41	12
April	41	0	28	13
May	29	1	19	9
June	70	0	44	26
<b>Total</b>	<b>269</b>	<b>4</b>	<b>183</b>	<b>83</b>

68%

2021 Warrant Closure Rate

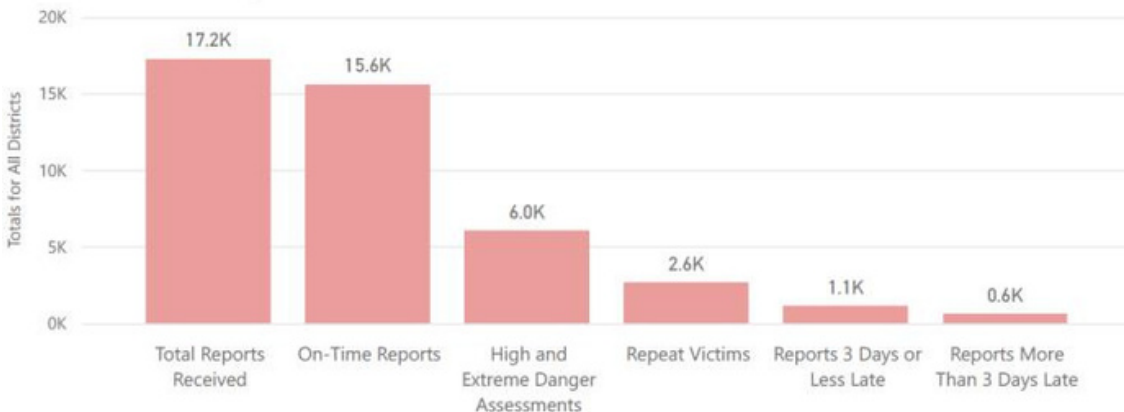
9.4 Domestic Related Warrants 01/2022 - 06/2022

2022	Domestic Related Warrants	Open	Closed	Other
January	15	3	12	0
February	18	4	14	0
March	18	1	16	1
April	16	1	12	3
May	24	4	20	0
June	20	2	14	4
<b>Total</b>	<b>111</b>	<b>15</b>	<b>88</b>	<b>8</b>

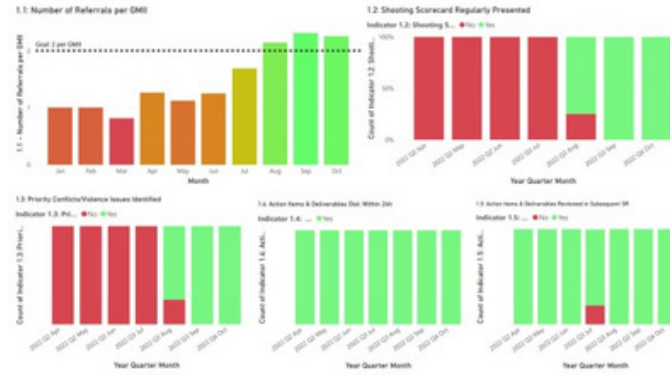
79%

2022 Warrant Closure Rate

6.3 Total District LAP Summary 2019-21



# KEY STATISTICS HIGHLIGHT: GROUP VIOLENCE REDUCTION STRATEGY



Police District	H/NFS PY	H/NFS	H/NFS YOY	H/NFS YOY %
Central	74	58	-16	-21.6%
Eastern	112	123	11	9.8%
Northeastern	50	97	47	94.0%
Northern	38	35	-3	-7.9%
Northwestern	78	91	13	16.7%
Southeastern	58	64	6	10.3%
Southern	100	110	10	10.0%
Southwestern	99	107	8	8.1%
Western	120	84	-36	-30.0%
<b>Total</b>	<b>729</b>	<b>769</b>	<b>40</b>	<b>5.5%</b>

Assistance with Licenses, CBT, Education, Emergency Relocation, Employment, Housing Assistance, Life Coaching and Workshop

